

Multitrack Sliding System
System SF 20
Frameless All-Glass / Non Insulated

Index

Description	Page
General information & product features	1.4-1.7
Testing	1.8
Technical Information	1.9-1.16
Measurement	2.1
Assembly instructions	3.1-3.11
Maintenance and servicing instructions	4.1-4.2
Warranty	5.1-5.2
Terms of sale	6.1-6.5

All-Glass Sliding System SF 20

The new SUNFLEX all-glass multitrack sliding system SF 20 enables individual parallel sliding panels to be moved horizontally to one or both sides. On opening or closing the first sliding panel the other sliding panels are automatically opened or closed by integrated catchers. The floor-mounted construction ensures wide openings can be achieved without additional ceiling supports. Individual sliding panels run smoothly and effortlessly due to low ball-bearing mounted carriages. Height compensation of the ceiling rail up to 25/32" (20 mm) and height adjustment of the rollers up to 3/16" (4.5 mm) allows the sliding system to compensate for structural sagging and aids in a quick and simple installation.

Possible applications



Wind and weather protection for balconys and/or patios



Closet doors, room or office dividers

System information

Variants

- ☐ Bottom loaded sliding system
- ☐ Sliding to the left or right as desired

Profile technology

- ☐ 5/8" (15 mm) panel construction depth
- ☐ All-glass multitrack sliding system

Hardware technology

- ☐ With a single track up to a 6 panel track slide and guide rail
- ☐ Easy to use system due to catcher function on sliding panels
- ☐ Floor rail with anti-slip inserts can be integrated into the floor to provide an unobstructed living space
- ☐ Internal or external locking of the sliding panels using a lock (optional)
- ☐ Unpressurised drainage and easy cleaning due to optimized length of rails

Glazing

- ☐ Glazing with tempered safety glass
- ☐ 3/8" (10 mm) glass thickness

Surface


- ☐ Powder coating as per RAL
- ☐ Eloxal as per EURAS
- ☐ Panel end caps in profile color

Always one step ahead ...




Raised sill and flush sill

The ADA compliant low profile can be delivered with ramp profiles (low profile raised sill) to prevent any injuries or with the height compensating wing profiles (low profile flush sill).



Height compensation

The ceiling rail adjusts to height differences up to 25/32" (20 mm).



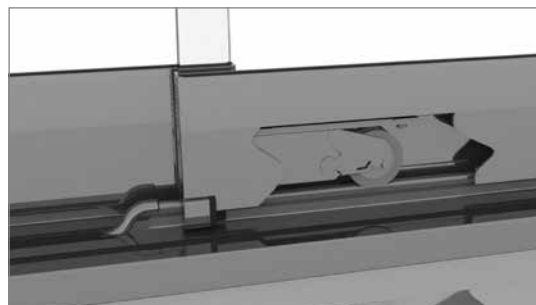
Sealing

Maximum transparency, permanent ventilation and protection against driving rain are ensured by 1" (25 mm) overlapping panels when closed.



Vertical frame

Vertical frame profiles with brush gaskets ensure optimum resistance against high driving rain and winds.



Ease of operation

Hidden rollers utilizing ball-bearings with noise-inhibiting contact surfaces provide for smooth and effortless movement of the sliding panels.



Drainage and cleaning

A sloping base construction and optimally shortened rail lengths permit unpressurised drainage and simple cleaning of the floor rail. The anti-slip inserts ensure the floor rail surface is safe to walk on.



Height adjustment

To compensate structural variations the integrated rollers can be adjusted in height up to 3/16" (4.5 mm).




Locking mechanism

Optionally an insert handle, a lock and a locking mechanism can be fitted to the panel internally and externally.



Convenience


Opening and closing of panels is made easy due to integrated catchers allowing each contiguous panel to follow the main panel.



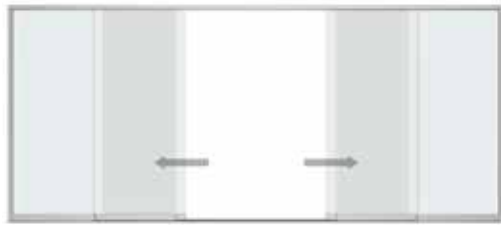
Handles options

- ① PVC knob, Ø 2" (50 mm)
- ② Stainless steel knob, Ø 2" (50 mm)
- ③ Recessed stainless steel mould, Ø 3 5/32" (80 mm)
- ④ Stainless steel C-Pull handle 12" (300 mm)

Operation



Unlock and slide the opening panel

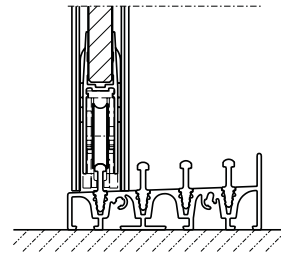


Easy movement of the panels with integrated catchers

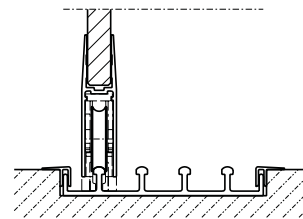


Large opening area with opened panels

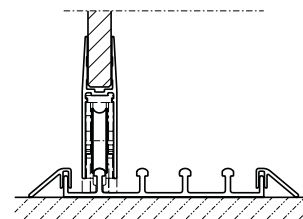
Bottom tracks



Standard bottom



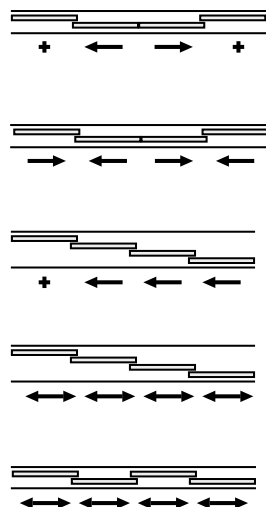
Low profile flush



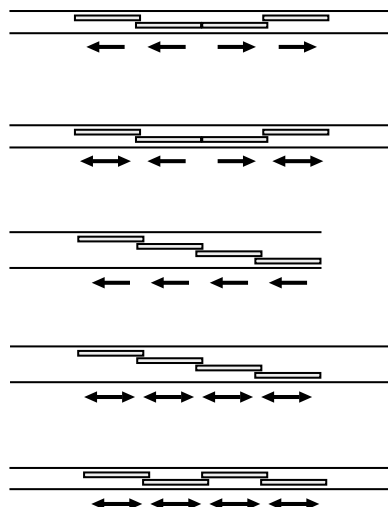
Low profile raised

Floor plan configuration options

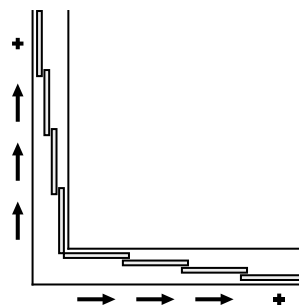
Standard track slide



with track slide extension



Corner angles 90°



other floor plan options upon request

Test Results

SG - Bauakustik

Institut für schalltechnische Produktoptimierung



No. 1387-001-12

Determination of the airborne sound insulation acc. to DIN EN ISO 10140-2 test stand. Meets the following performance requirements with 10 mm / 3/8" glass.

- With vertical gap sealing / Sound reduction index R_W in dB / 17 dB
- With vertical gap sealing / Sound reduction index R_W in dB / 12 dB



No. 40-30/13

Meets the following performance requirements with 10 mm / 3/8" glass.

- Measurement of deflection class 4 according to EN 12211 / 12210
+ 1600 Pa: 63,19 mm / 2.4877 "
- Pepeated pressure / Wind suction class 4 according to EN 12211 / 12210
 ± 800 Pa
- Safety test class 4 according to EN 12211 / 12210
 ± 2400 Pa

Technical Information

Profile system

- ☐ All-glass multitrack sliding door system
- ☐ Bottom-supported/bottom-roller design
- ☐ Recessed or surface-mounted floor track
- ☐ Lateral vertical frame profiles
- ☐ Vertical panel frames (optional)
- ☐ Height variations up to 15/32 " (20 mm)

Hardware

- ☐ All hardware concealed within profiles
- ☐ Low-maintenance, non-corroding and failsafe hardware components
- ☐ Integrated catchers allowing each contiguous panel to follow the main panel
- ☐ Various handles and finger pulls available for inside and outside fitting
- ☐ Locking and unlocking possible from inside and/or outside
- ☐ Optional with key lockable latch inside or outside

Runner system

- ☐ Low-noise rollers made from wear-resistant and low-maintenance materials, equipped with ball bearings
- ☐ The integrated rollers can be adjusted in height up to 3/16" (5 mm)
- ☐ Runner assembly load capacity 176 lbs./panel (maximum panel weight)

Sealing and ventilation

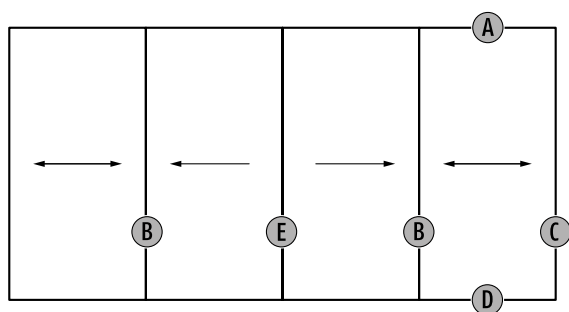
- ☐ Sliding panels overlap vertically by approximately 1 1/16" (32 mm)
- ☐ Gap between glazed panels, approximately 5/16" (8 mm) (when 3/8" (10 mm) glazing is used)
- ☐ Gap sealing optional via transparent PVC sealing profiles or brush seal in aluminum housing
- ☐ Brush seals fitted horizontally at top and to vertical frame member on both inside and outside

Glazing

- ☐ 3/8" (10 mm) tempered single pane safety glass (ESG-H)

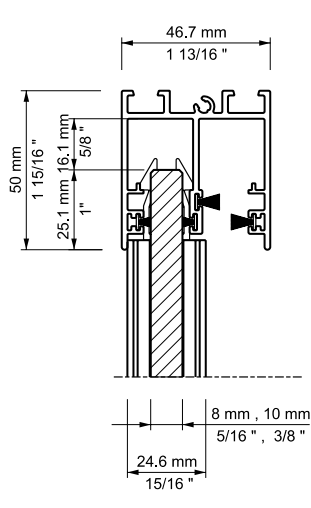
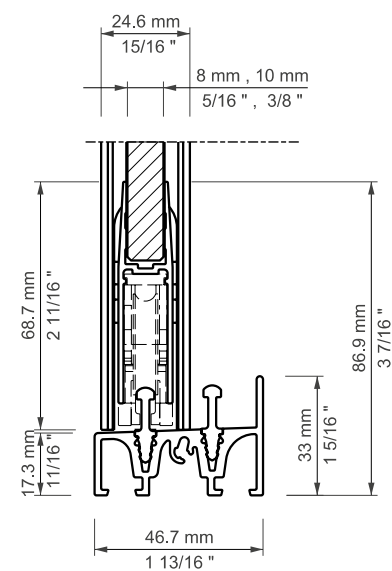
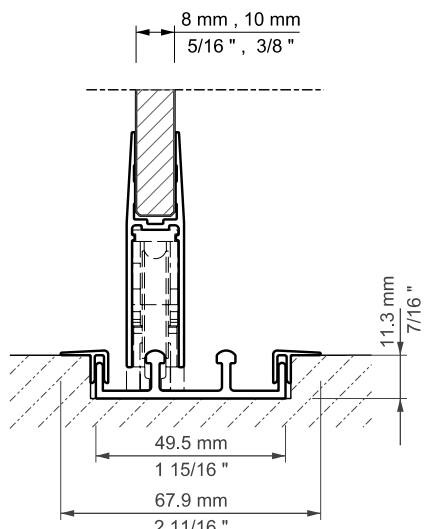
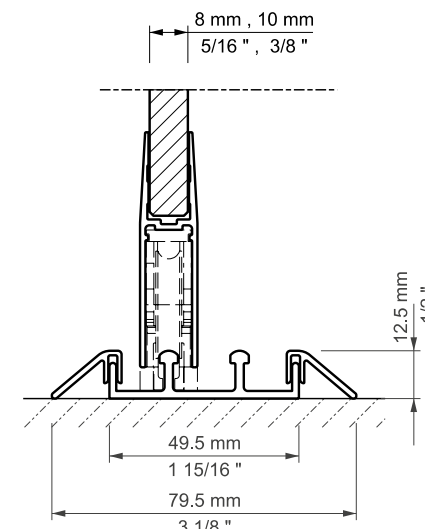
Drainage

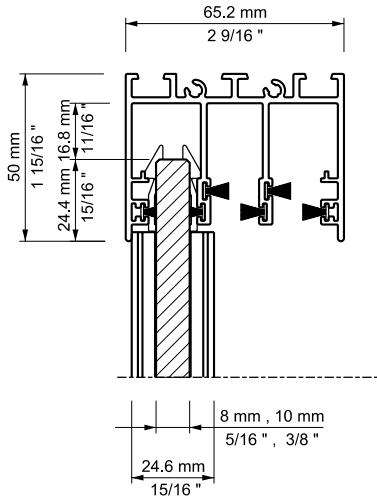
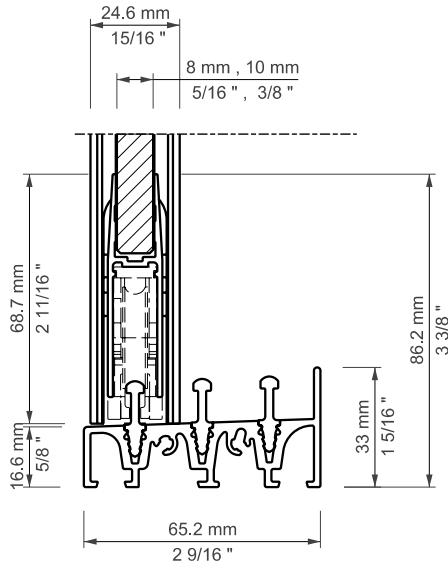
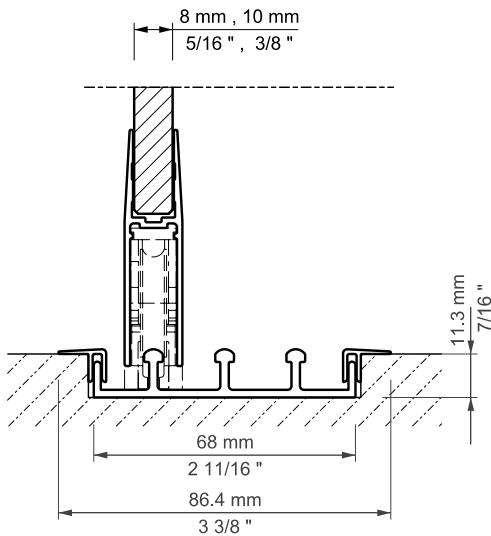
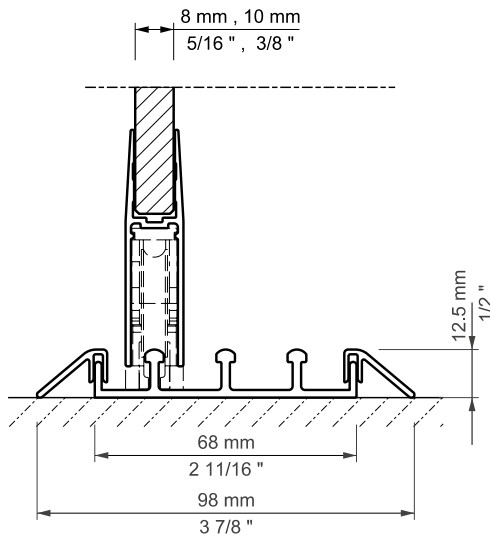
- ☐ Inclined sill construction and length-optimized footplate
- ☐ End-caps to seal floor tracks on sides

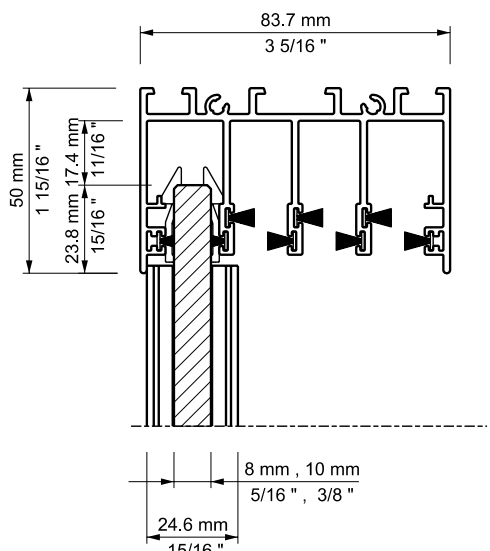
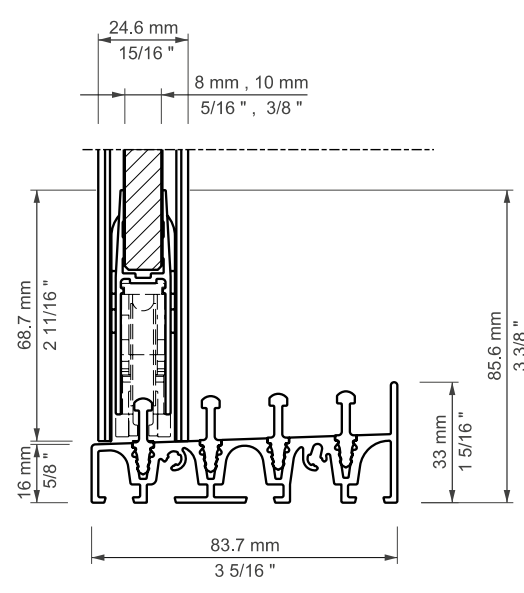
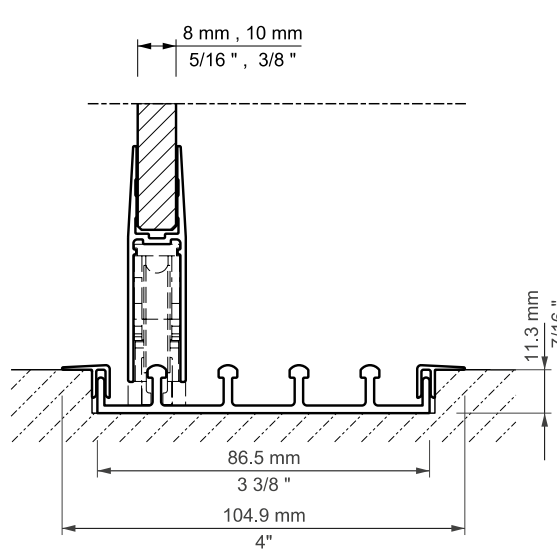
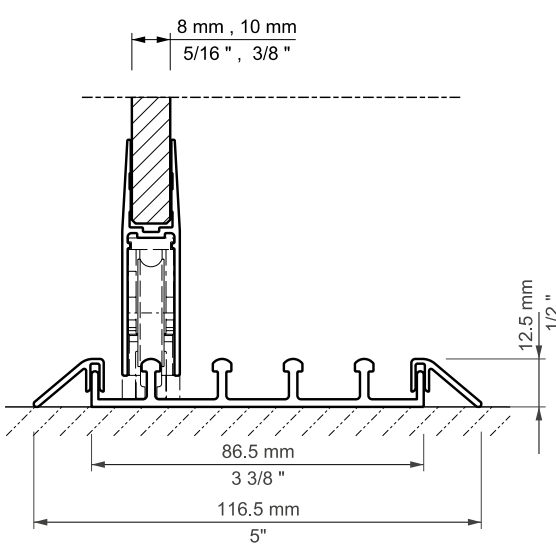


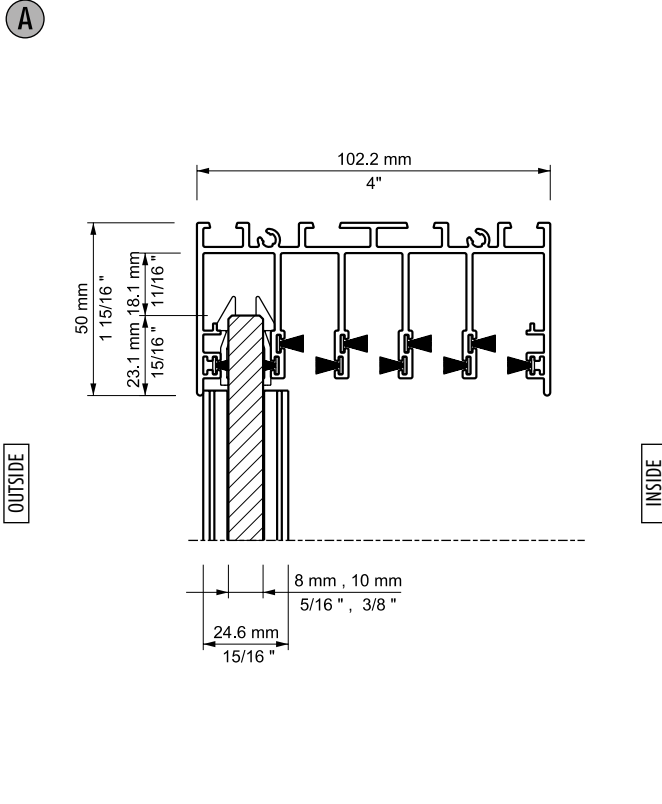
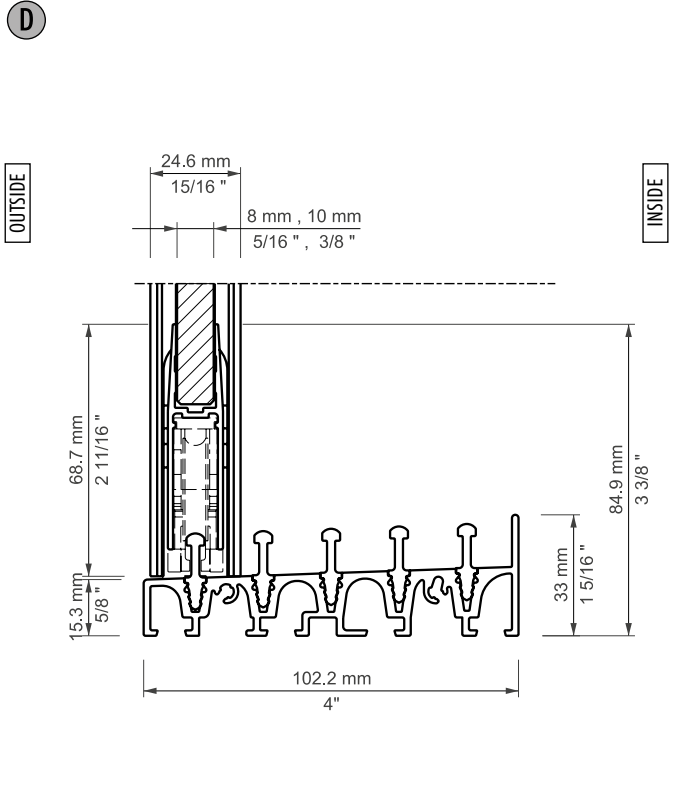
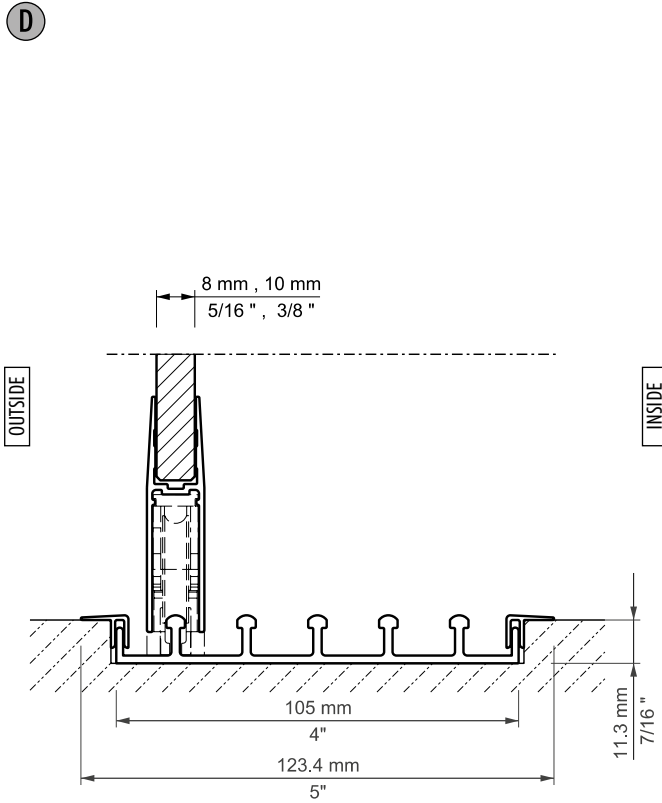
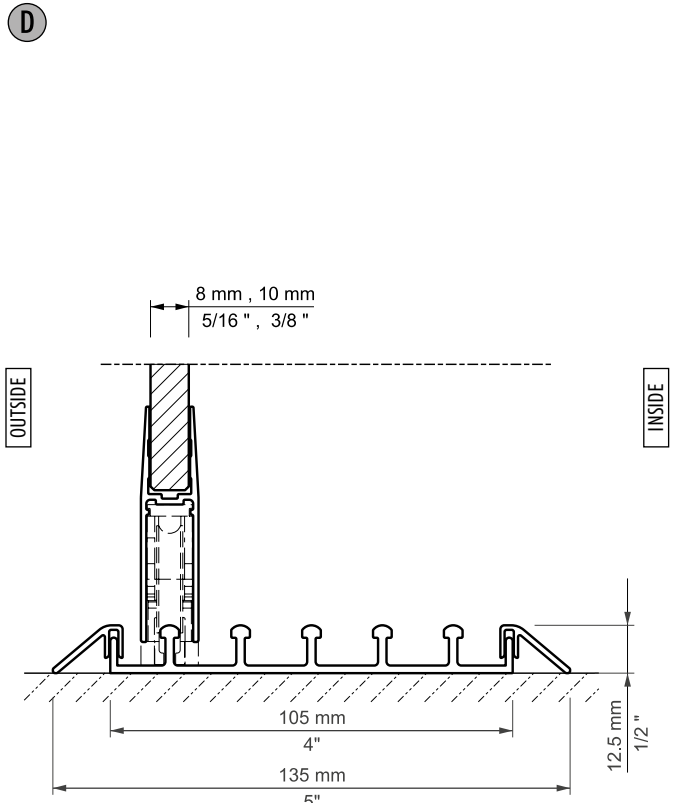
Details at even panel partitioning in two directions

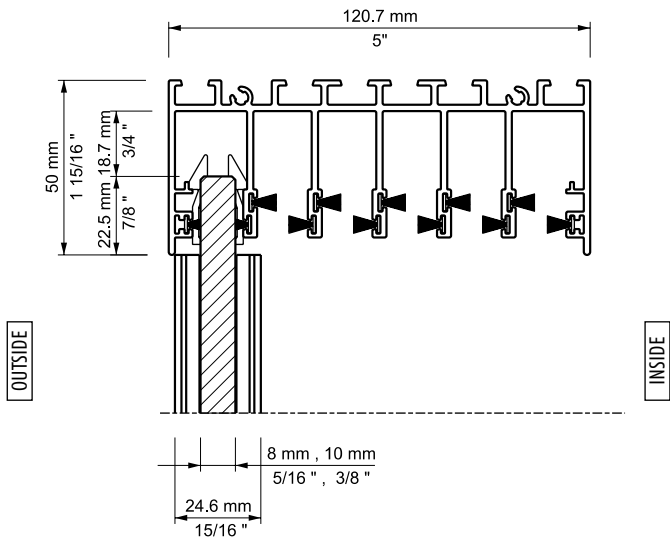
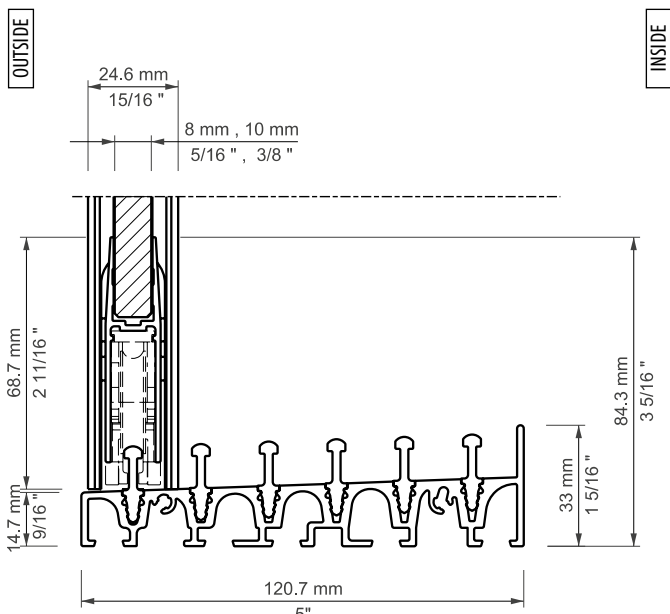
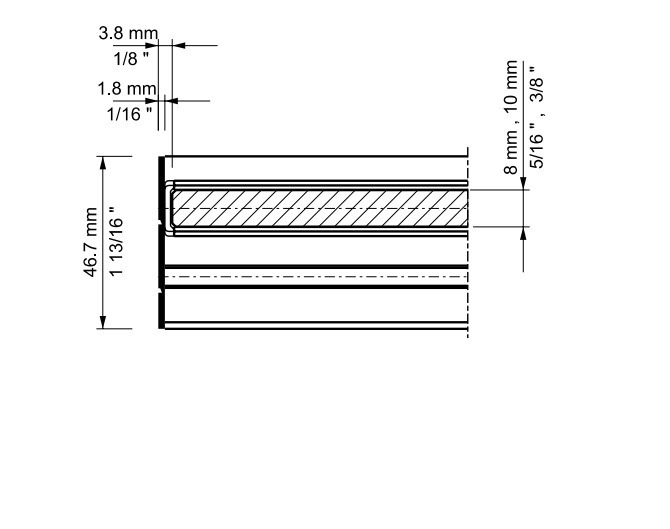
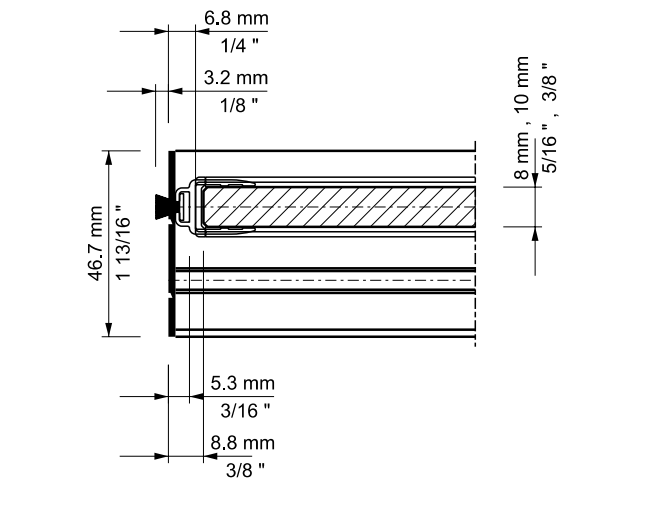
Ref.	Section	Description	Page
A	SF20-003	Vertical-Section, top track / 2 lanes	1.11
D	SF20-004	Vertical-Section, bottom track / 2 lanes	1.11
D	SF20-015	Vertical-Section, flush sill / 2 lanes	1.11
D	SF20-016	Vertical-Section, raised sill / 2 lanes	1.11
A	SF20-005	Vertical-Section, top track / 3 lanes	1.12
D	SF20-006	Vertical-Section, bottom track / 3 lanes	1.12
D	SF20-017	Vertical-Section, flush sill / 3 lanes	1.12
D	SF20-018	Vertical-Section, raised sill / 3 lanes	1.12
A	SF20-007	Vertical-Section, top track / 4 lanes	1.13
D	SF20-008	Vertical-Section, bottom track / 4 lanes	1.13
D	SF20-019	Vertical-Section, flush sill / 4 lanes	1.13
D	SF20-020	Vertical-Section, raised sill / 4 lanes	1.13
A	SF20-009	Vertical-Section, top track / 5 lanes	1.14
D	SF20-010	Vertical-Section, bottom track / 5 lanes	1.14
D	SF20-021	Vertical-Section, flush sill / 5 lanes	1.14
D	SF20-022	Vertical-Section, raised sill / 5 lanes	1.14
A	SF20-011	Vertical-Section, top track / 6 lanes	1.15
D	SF20-012	Vertical-Section, bottom track / 6 lanes	1.15
C	SF20-102	Horizontal-Section, wall connection standard design/ 2 lanes	1.15
C	SF20-115	Horizontal-Section, wall connection with brush gasket / 2 lanes	1.15
C	SF20-103	Horizontal-Section, outer frame, jamb profi / 2 lanes	1.16
B	SF20-104	Horizontal-Section, panel-panel / 2 lanes	1.16
E	SF20-116	Horizontal-Section, panel-panel center with brush gasket / 2 lanes	1.16
E	SF20-105	Horizontal-Section, panel-panel center / 2 lanes	1.16

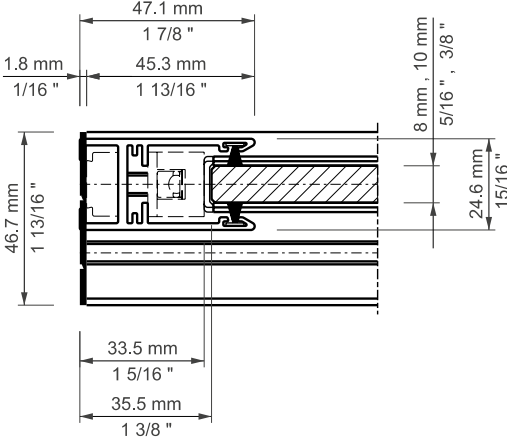
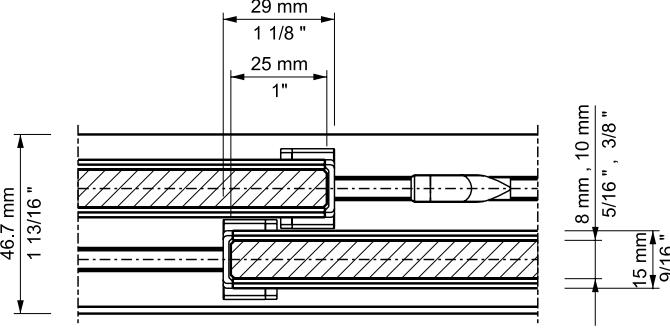
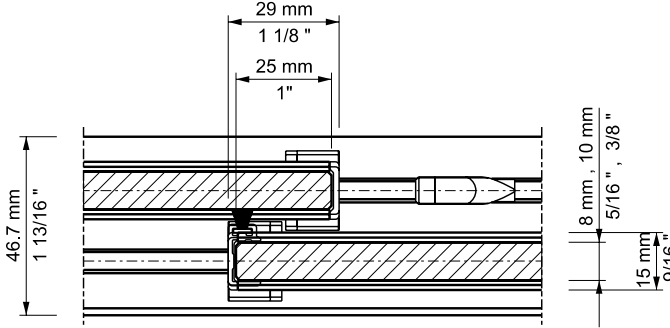
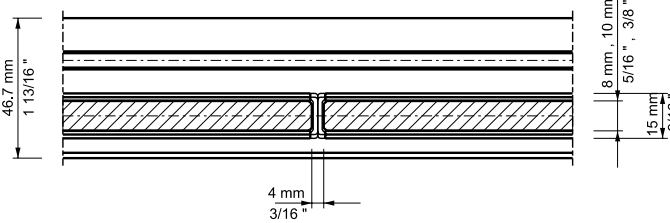
<p>A</p>  <p>OUTSIDE</p> <p>INSIDE</p>	<p>D</p>  <p>OUTSIDE</p> <p>INSIDE</p>
<p>Description: Vertical-Section, top track / 2 lanes</p> <p>System: SF20</p> <p>Detail-No.: SF20-003</p>	<p>Description: Vertical-Section, bottom track / 2 lanes</p> <p>System: SF20</p> <p>Detail-No.: SF20-004</p>
<p>D</p>  <p>OUTSIDE</p> <p>INSIDE</p>	<p>D</p>  <p>OUTSIDE</p> <p>INSIDE</p>
<p>Description: Vertical-Section, flush sill / 2 lanes</p> <p>System: SF20</p> <p>Detail-No.: SF20-015</p>	<p>Description: Vertical-Section, raised sill / 2 lanes</p> <p>System: SF20</p> <p>Detail-No.: SF20-016</p>

<div><div>A</div><div><div>OUTSIDE</div><div>INSIDE</div></div><div></div></div>	<div><div>D</div><div><div>OUTSIDE</div><div>INSIDE</div></div><div></div></div>
<div><div>Description: Vertical-Section, top track / 3 lanes</div><div><div>System: SF20</div><div>Detail-No.: SF20-005</div></div></div>	<div><div>Description: Vertical-Section, bottom track / 3 lanes</div><div><div>System: SF20</div><div>Detail-No.: SF20-006</div></div></div>
<div><div>D</div><div><div>OUTSIDE</div><div>INSIDE</div></div><div></div></div>	<div><div>D</div><div><div>OUTSIDE</div><div>INSIDE</div></div><div></div></div>
<div><div>Description: Vertical-Section, flush sill / 3 lanes</div><div><div>System: SF20</div><div>Detail-No.: SF20-017</div></div></div>	<div><div>Description: Vertical-Section, raised sill / 3 lanes</div><div><div>System: SF20</div><div>Detail-No.: SF20-018</div></div></div>

<p>A</p> 	<p>D</p> 
<p>Description: Vertical-Section, top track / 4 lanes</p> <p>System: SF20</p> <p>Detail-No.: SF20-007</p>	<p>Description: Vertical-Section, bottom track / 4 lanes</p> <p>System: SF20</p> <p>Detail-No.: SF20-008</p>
<p>D</p> 	<p>D</p> 
<p>Description: Vertical-Section, flush sill / 4 lanes</p> <p>System: SF20</p> <p>Detail-No.: SF20-019</p>	<p>Description: Vertical-Section, raised sill / 4 lanes</p> <p>System: SF20</p> <p>Detail-No.: SF20-020</p>

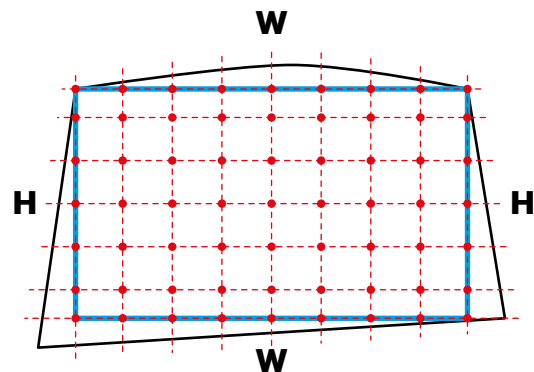
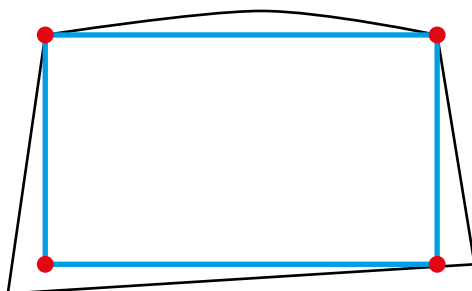
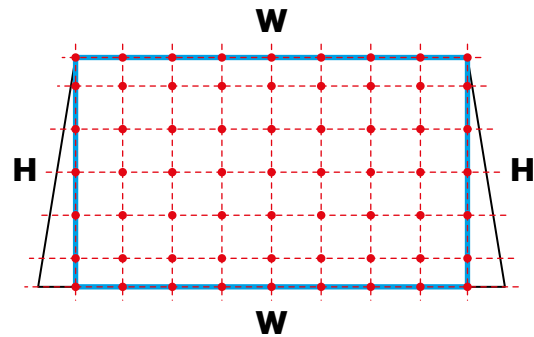
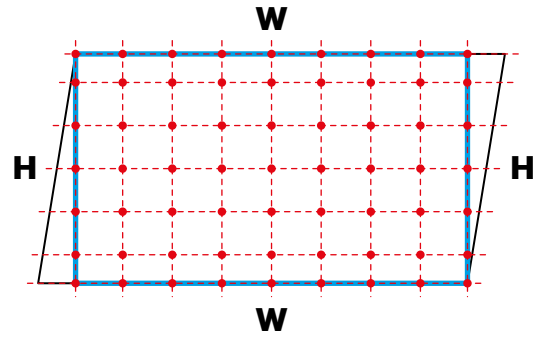
<p>A</p>  <p>OUTSIDE</p> <p>INSIDE</p>	<p>D</p>  <p>OUTSIDE</p> <p>INSIDE</p>
<p>Description: Vertical-Section, bottom track / 5 lanes</p> <p>System: SF20</p> <p>Detail-No.: SF20-009</p>	<p>Description: Vertical-Section, bottom track / 5 lanes</p> <p>System: SF20</p> <p>Detail-No.: SF20-010</p>
<p>D</p>  <p>OUTSIDE</p> <p>INSIDE</p>	<p>D</p>  <p>OUTSIDE</p> <p>INSIDE</p>
<p>Description: Vertical-Section, flush sill / 5 lanes</p> <p>System: SF20</p> <p>Detail-No.: SF20-021</p>	<p>Description: Vertical-Section, raised sill / 5 lanes</p> <p>System: SF20</p> <p>Detail-No.: SF20-022</p>

<p>A</p>  <p>OUTSIDE</p> <p>INSIDE</p>	<p>D</p>  <p>OUTSIDE</p> <p>INSIDE</p>
<p>Description: Vertical-Section, top track / 6 lanes</p> <p>System: SF20</p> <p>Detail-No.: SF20-011</p>	<p>Description: Vertical-Section, bottom track / 6 lanes</p> <p>System: SF20</p> <p>Detail-No.: SF20-012</p>
<p>C</p> <p>OUTSIDE</p>  <p>INSIDE</p>	<p>C</p> <p>OUTSIDE</p>  <p>INSIDE</p>
<p>Description: Horizontal-Section, wall connection with brush gasket / 2 lanes</p> <p>System: SF20</p> <p>Detail-No.: SF20-102</p>	<p>Description: Horizontal-Section, wall connection with brush gasket / 2 lanes</p> <p>System: SF20</p> <p>Detail-No.: SF20-115</p>

<div data-bbox="131 132 168 170" data-label="Text">C</div> <div data-bbox="423 128 500 153" data-label="Text">OUTSIDE</div>  <div data-bbox="423 915 500 940" data-label="Text">INSIDE</div>	<div data-bbox="829 132 867 170" data-label="Text">B</div> <div data-bbox="1127 128 1203 153" data-label="Text">OUTSIDE</div>  <div data-bbox="1127 915 1203 940" data-label="Text">INSIDE</div>
<div data-bbox="123 968 516 1041" data-label="Text"> Description: Horizontal-Section, outer frame, jamb profi / 2 lanes </div> <div data-bbox="532 968 797 1041" data-label="Text"> System: SF20 Detail-No.: SF20-103 </div>	<div data-bbox="824 968 1218 1041" data-label="Text"> Description: Horizontal-Section, panel-panel / 2 lanes </div> <div data-bbox="1230 968 1495 1041" data-label="Text"> System: SF20 Detail-No.: SF20-104 </div>
<div data-bbox="131 1066 168 1104" data-label="Text">E</div> <div data-bbox="423 1062 500 1087" data-label="Text">OUTSIDE</div>  <div data-bbox="423 1852 500 1877" data-label="Text">INSIDE</div>	<div data-bbox="829 1066 867 1104" data-label="Text">E</div> <div data-bbox="1127 1062 1203 1087" data-label="Text">OUTSIDE</div>  <div data-bbox="1127 1852 1203 1877" data-label="Text">INSIDE</div>
<div data-bbox="123 1904 516 1978" data-label="Text"> Description: Horizontal-Section, panel-panel center with brush gasket / 2 lanes </div> <div data-bbox="532 1904 797 1978" data-label="Text"> System: SF20 Detail-No.: SF20-116 </div>	<div data-bbox="824 1904 1218 1978" data-label="Text"> Description: Horizontal-Section, panel-panel center / 2 lanes </div> <div data-bbox="1230 1904 1495 1978" data-label="Text"> System: SF20 Detail-No.: SF20-105 </div>

Measurement

It is important to measure at multiple points for both height and width making sure to capture the shortest height and width.

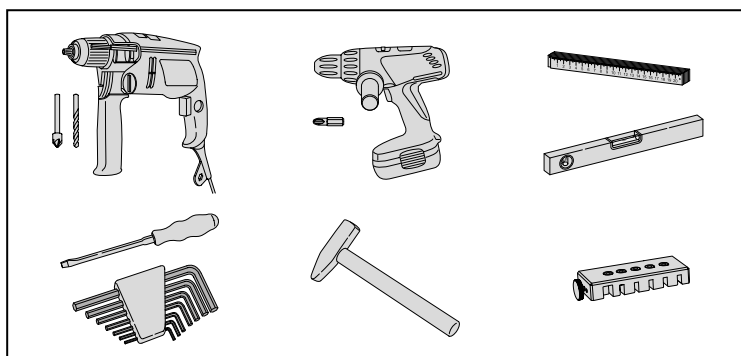
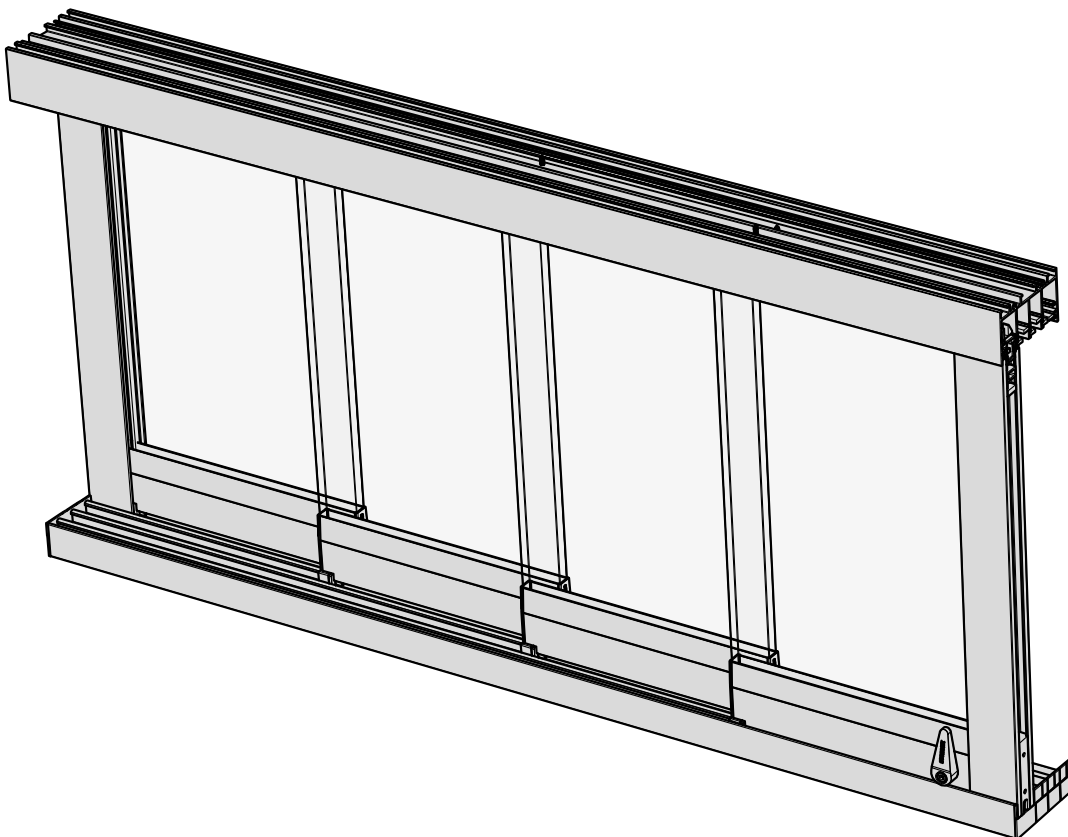


SF 20

① USA Assembly instructions

② E Instrucciones de montaje

③ F Notice de montage



① USA Tools required

② E Recomendación del tipo de herramienta

③ F Recommandation d'outils

USA Important:

These assembly instructions are specifically designed for the use of authorized specialists. Observation and implementation of the relevant safety regulations are a prerequisite.

After successful assembly the installer must give instructions to the customer in order to avoid incorrect operation.

E Importante:

El manual de montaje está destinado para montadores autorizados. Es obligatorio el respetar de las normas de prevención de accidentes.

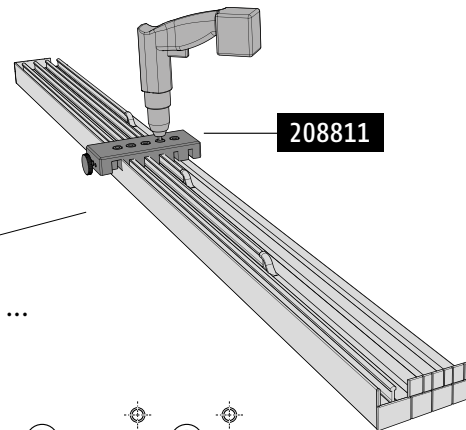
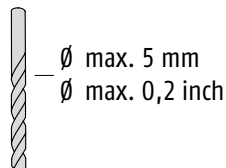
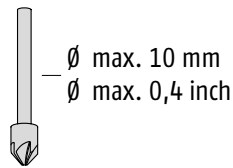
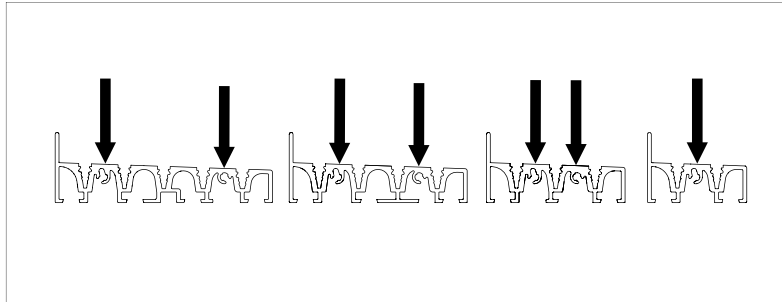
Después del montaje, el instalador debe de explicar al cliente el funcionamiento para evitar así un manejo erróneo.

F Important:

Cette notice de montage a exclusivement été constituée pour des spécialistes autorisés. La considération et le respect du règlement correspondant de prévention des accidents sont supposés.

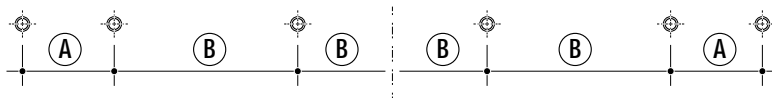
Après le montage le client doit être instruit par le monteur sous peine d'éviter ainsi une fausse manœuvre.

01

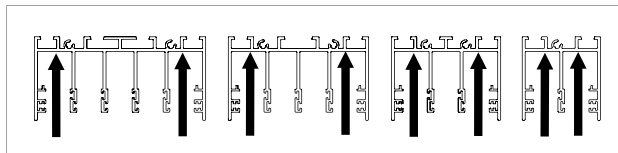


(A) 150 mm / 6 inch

(B) 300-450 mm ... / 12-18 inch ...

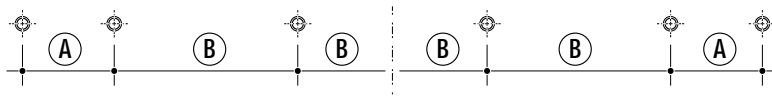
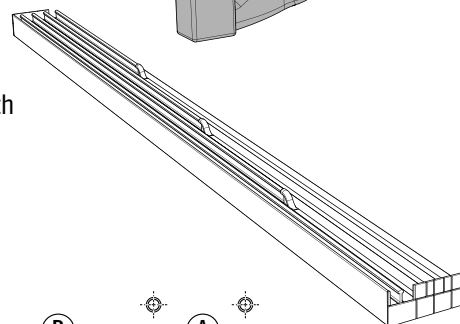
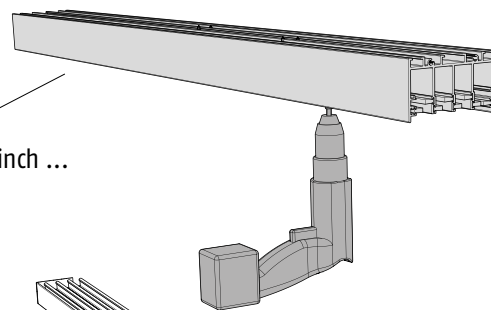
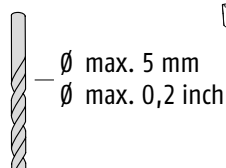
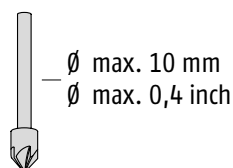


02

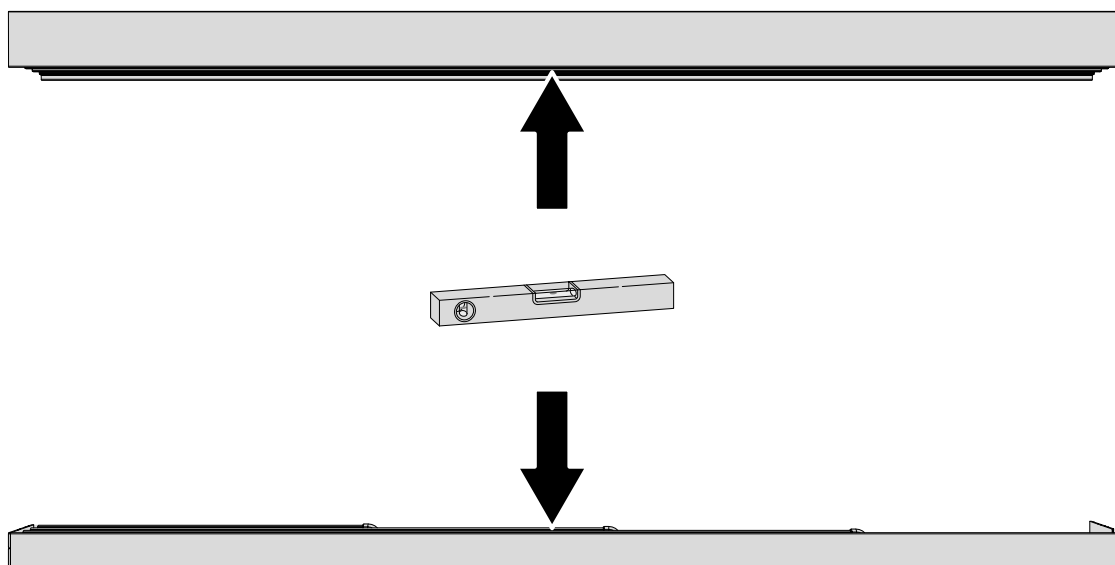


(A) 150 mm / 6 inch

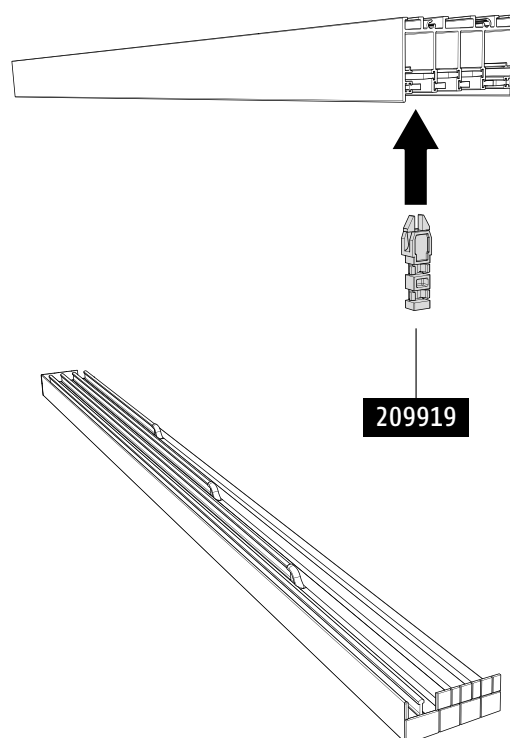
(B) 300-450 mm ... / 12-18 inch ...



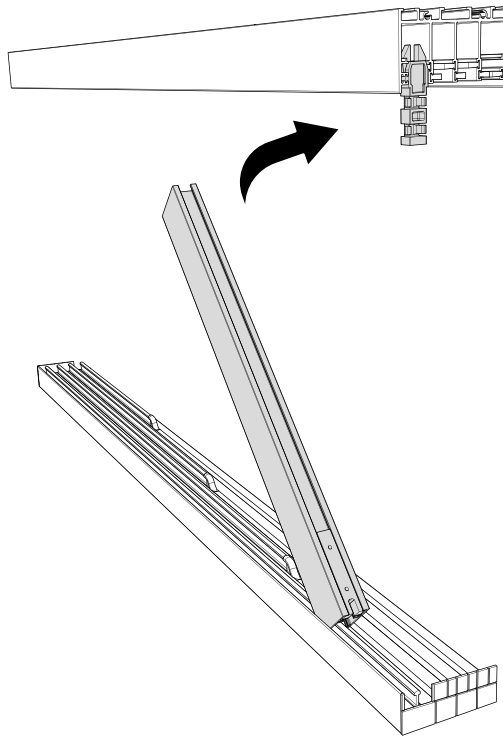
03



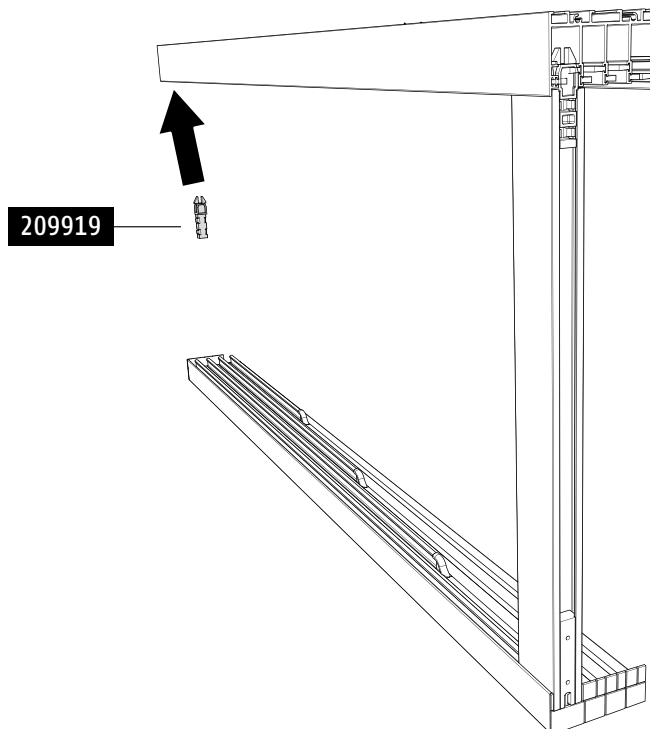
04



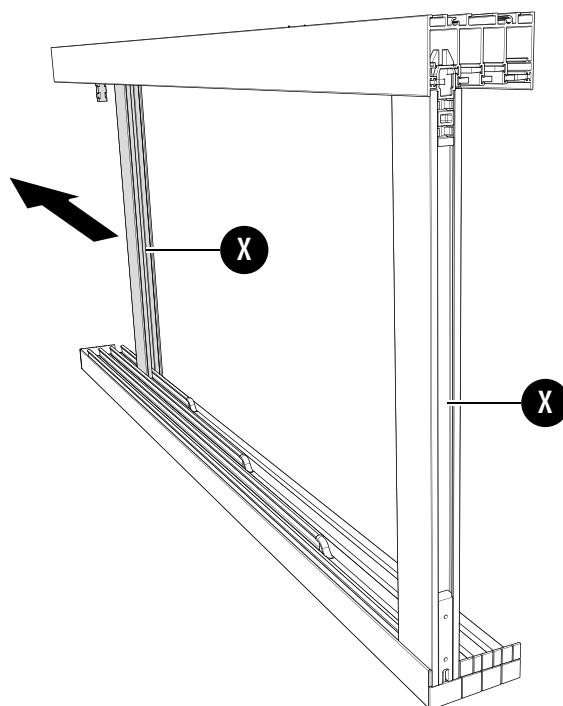
05



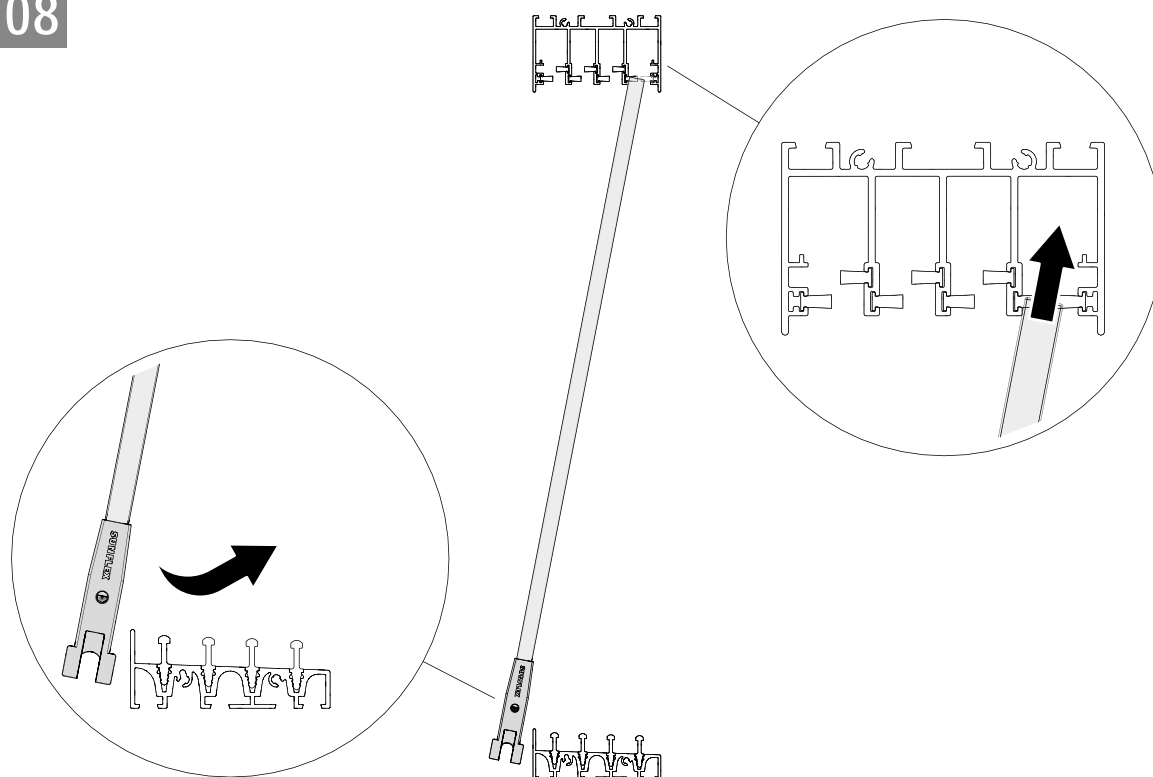
06



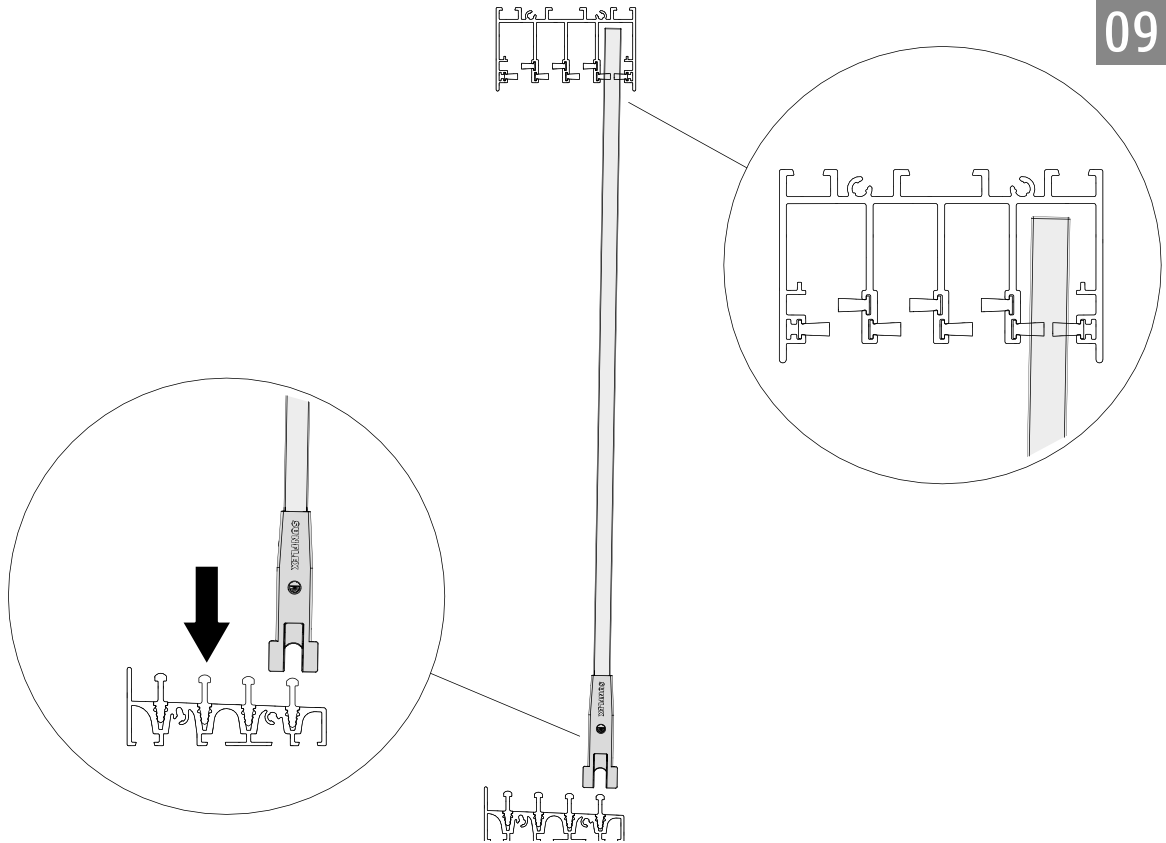
07



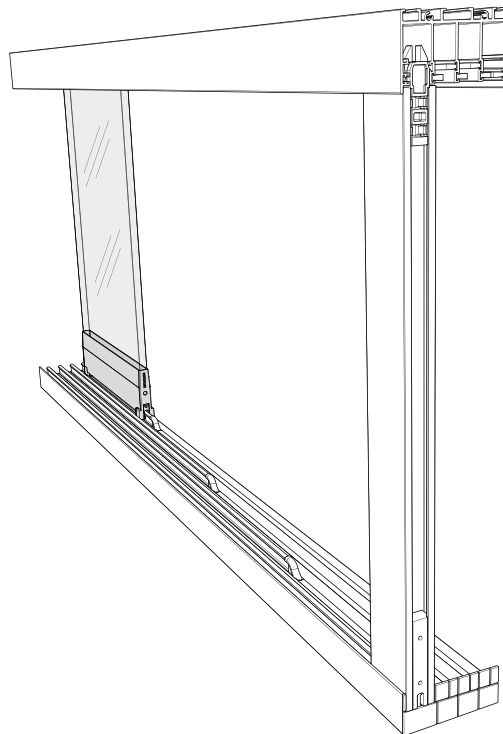
08



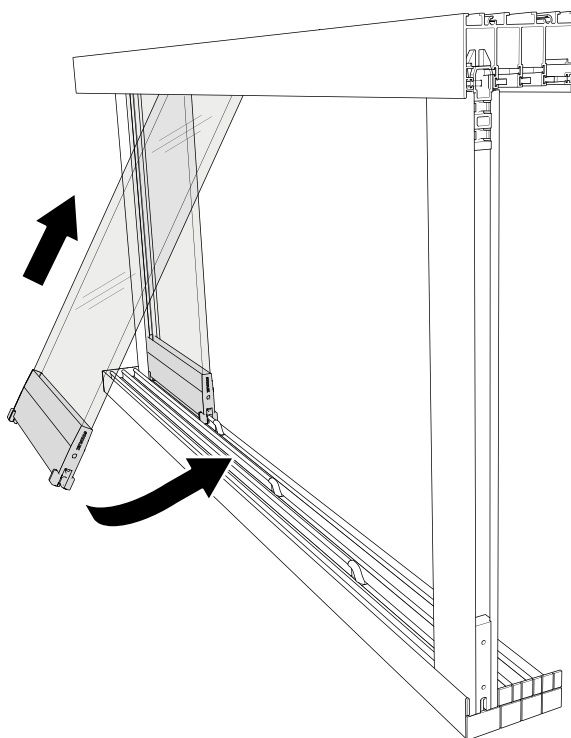
09



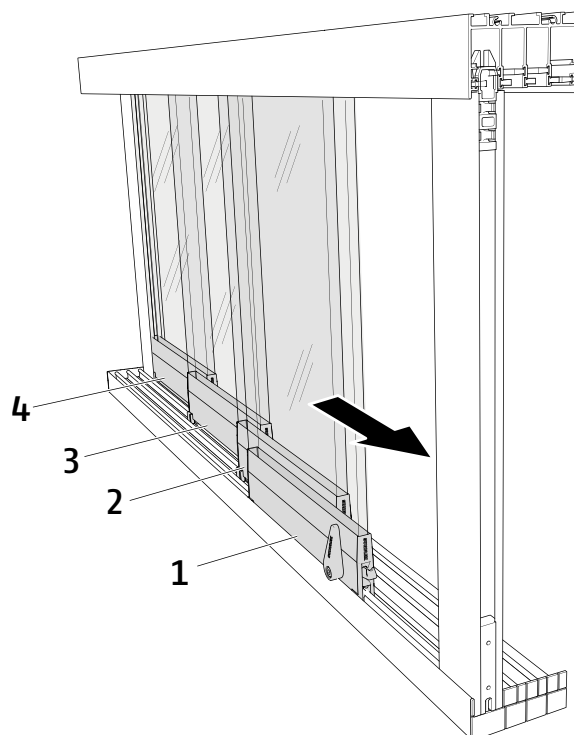
10



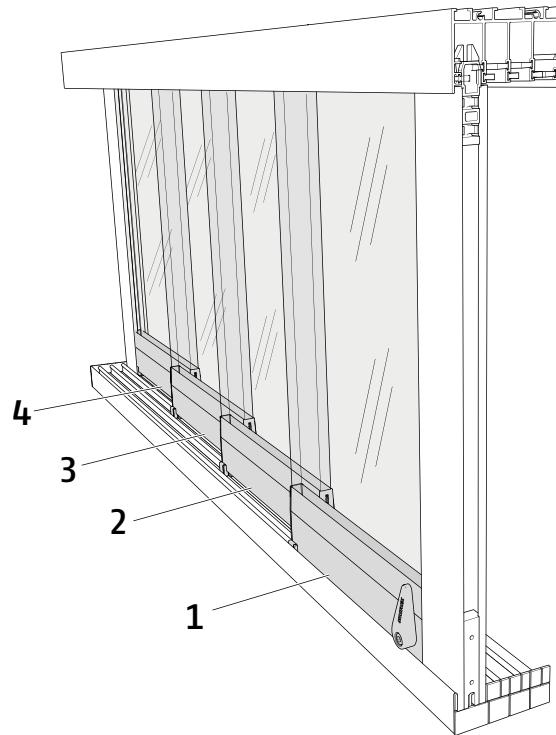
11



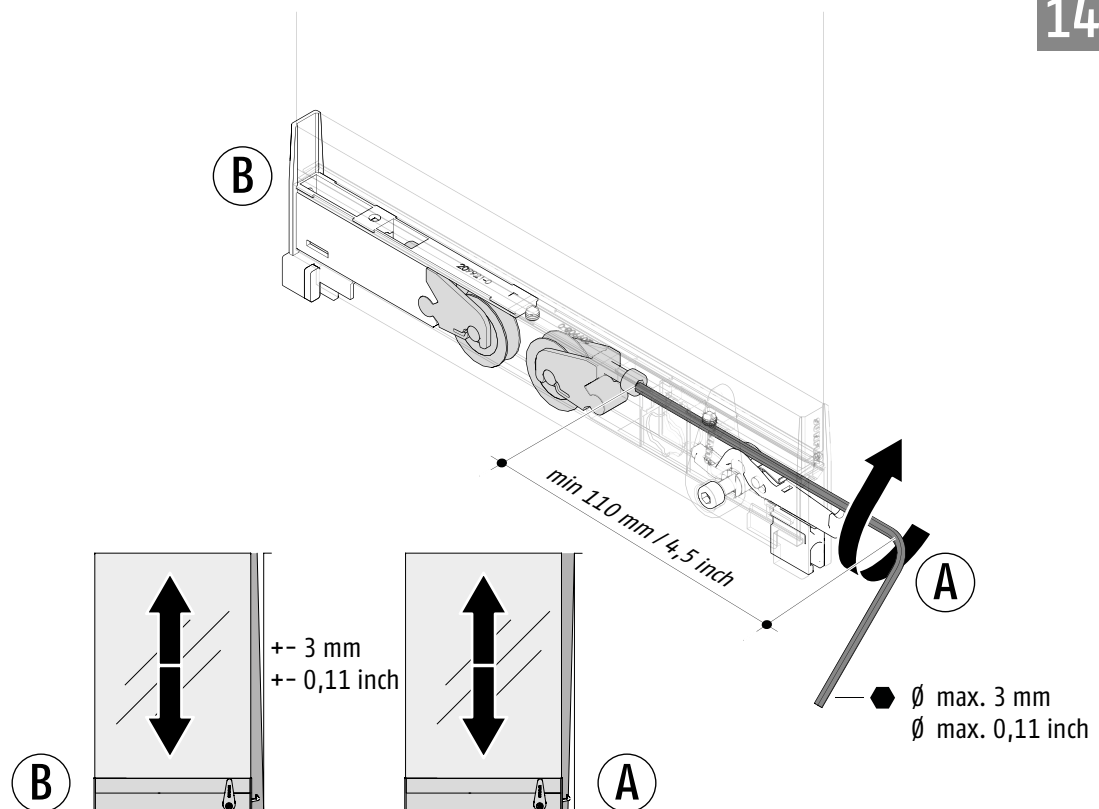
12



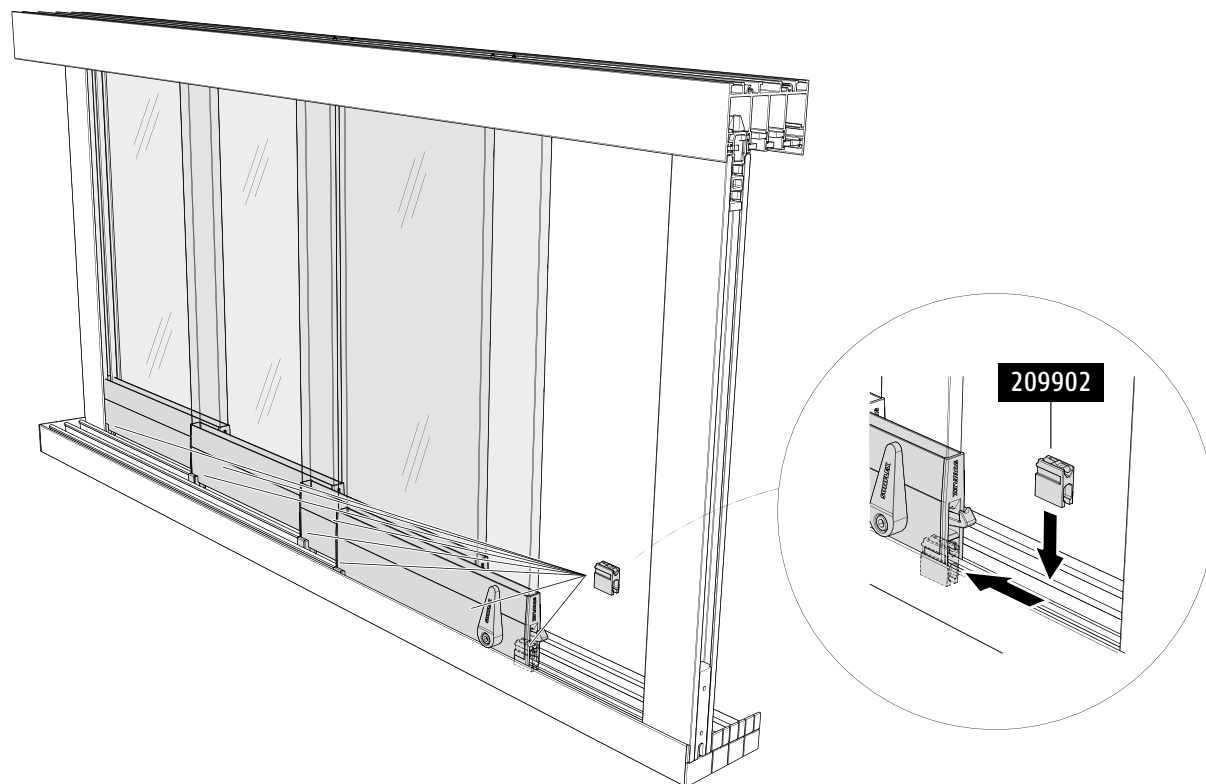
13



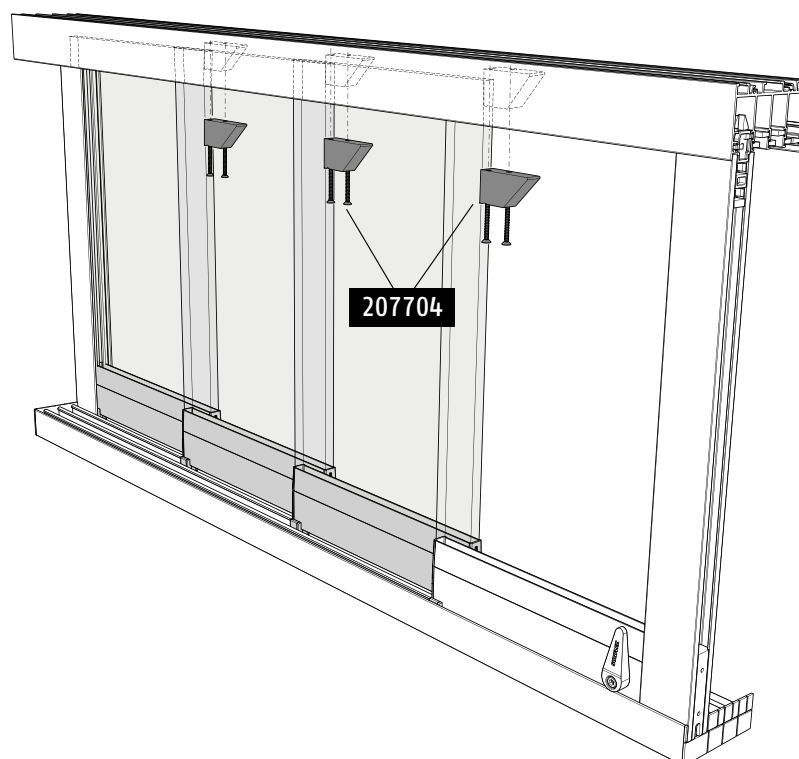
14




15



16



No.	USA	E	F
207704	Set for fixing block	Juego para bloque de fijación	Jeu pour bloc de fixation
209902	Holding-down device	Dispositivo de retención	Dispositif de retenue
209919	Assembly shoe	Zapato de montaje	oulier de montage

No.	USA	E	F
208811 	Hole gauge (option)	Plantilla para taladrar (opcional)	Gabarit de perçage (en option)

SUNFLEX-WALL-Systems LP
4120 Enterprise Ave. Unit 118 - 120
Naples, FL 34104 USA
Toll Free: 1-800-606-0756
Fax: 1-239-384-9061
Email: info@sunflexwall.com
Website: www.sunflexwall.com

Maintenance and servicing instructions

General

External building parts are not only subject to the weather, but also increased stress caused by smoke, industrial fumes and aggressive airborne dust. In conjunction with rain and dew, deposits of these substances may affect the surface and change the appearance. External parts must therefore be cleaned (at least twice annually or more frequently depending on the degree of contamination) to avoid possible settling of deposits. The sooner you remove dirt from the surface, the easier it is to clean. Observe the safety instructions and instructions for use of the respective servicing and cleaning products. When cleaning do not use a material with an unknown composition. If you are not certain about the effect of the cleaner, then test it first by cleaning a visually unimportant, non-exposed portion of the component.

Fittings

All fittings must be regularly checked for tightness and wear. Attachment screws must be tightened and defective parts replaced as required. In addition, at least once a year, all moving and sliding fittings must be lightly greased with fitting grease. Only servicing and cleaning agents that do not affect the corrosion protection of fittings should be used.

Glass surfaces

Dirty glass surfaces can be cleaned using water and a sponge or cloth, etc. Commercially available non-abrasive glass cleaners (such as Ajax, Pril, etc.) can be added to the water. Stubborn stains such as paint or tar splashes should be removed with methylated spirits or white spirit.

Caution!

Do not use alkaline caustic solutions, acids, and fluoride-containing detergents to clean glass surfaces.

Caution!

A suitable protective film should be used to protect the glass surface against mortar spattering, cement slurry, sparks or weld spattering from partitioning screens and stone-facade acidic-cleaner.

Seals

All seals must be cleaned and lubricated at least once a year to ensure good functioning. For this purpose we recommend the use of a seal care product. The care product maintains the suppleness of the seal, thus preventing premature brittleness. Ensure that the seals are not damaged and do not come into contact with solvent materials.

Aluminium surfaces

Anodizing and powder coating is a highly durable and decorative finishing for aluminium components. To maintain the decorative appearance of such components for decades, the surfaces need to be regularly maintained by means of cleaning twice a year.

Cleaning anodized surfaces

Cleaning of the surfaces must not take place in direct sunlight, the surface temperature must not exceed 25°C. Use only neutral pH cleaners such as normally diluted washing up liquid. Abrasive or scouring materials must not be used to clean heavily soiled, anodized surfaces – cleaning pastes are available.

Cleaning powder-coated surfaces

In the same way as for anodized elements, cleaning must be carried out whilst cold (maximum of 25 °C surface temperature). In this case also, use only pH-neutral material. Solvent-based cleaners attack the surface of the powder coating and, like scouring or abrasive cleaners, should not be used. To remove stubborn fat and greasy dirt we recommend aroma-free methylated spirits. This must only be applied for a short time and then rinsed off with clean water. In addition, we recommend treatment with car wax to leave a water-repellent film. Check on a non-exposed area whether the material used has an adverse effect on the shine.

Wood surfaces on wood/aluminium elements

For the cleaning of internal wood surfaces it is best to use mild detergent such as dilute detergent and soap suds. Since the internal wood surfaces are not subject to wear and weathering by rain and sun light, painting is not required. Avoid abrasive, corrosive and solvent-based cleaners. Use only soft cloths to avoid scratching the paint surface. Window cleaners contain small traces of alcohol and ammonium chloride. These materials are very suitable for cleaning the glass as well as the wood-frame sections. After cleaning, dry the wood profiles with a dry, soft cloth, because extended exposure to alcohol can soften the paint surface.

SUNFLEX-WALL-Systems LP
4120 Enterprise Ave. Unit 118 - 120
Naples, FL 34104 USA
Toll Free: 1-800-606-0756
Fax: 1-239-384-9061
Email: info@sunflexwall.com
Website: www.sunflexwall.com


Limited Warranty

Seller warrants that the Products will, when delivered, substantially conform to the respective written Product description furnished to Purchaser, and all Products to be free from defects in material and workmanship within twenty four (24) months period from the date of manufacture and will perform in accordance with SUNFLEX operating instructions if properly installed, used and serviced. Should a Product(s) become defective within such period, Purchaser at its cost shall submit its claim and the defective Product to SUNFLEX and the sales receipt stating the defects and the circumstances under which the defect occurred in which case SUNFLEX will examine, and upon establishing Purchaser's validity of claim, at its sole discretion repair the Product(s), exchange the Product(s), or refund the purchase price, which shall fully satisfy and discharge any and all warranty claims.

Warranty related inquiries should be addressed to the following address: SUNFLEX WALL SYSTEMS LP c/o Warranty Service, Naples, Florida. This warranty extends only to Product(s) installed as specified for the respective Product(s) and does not extend to any product(s) (i) which has been used inconsistent with its intended use, (ii) has not been properly installed by a qualified licensed technician experienced in the installation of the Product(s), (iii) which was modified or repaired by anyone other than SUNFLEX personnel or authorized service representative, (iv) damaged because of misuse, neglect or improper installation or service. No warranty of fitness for a particular purpose is made. In addition, the foregoing warranty shall not apply to any parts or components not manufactured by Seller.

THE WARRANTIES SET FORTH HEREIN ABOVE ARE IN LIEU OF ALL OTHER WARRANTIES EXPRESS OR IMPLIED. THE SALE IS MADE ON THE EXPRESS UNDERSTANDING THAT THERE IS NO IMPLIED WARRANTY THAT THE PRODUCTS SHALL BE FIT FOR ANY PARTICULAR PURPOSE. THE PURCHASER ACKNOWLEDGES THAT PURCHASER IS NOT RELYING ON SELLER'S SKILLS OR JUDGMENT TO SELECT OR FURNISH PRODUCTS SUITABLE FOR ANY PARTICULAR PURPOSE OR JOB OR TO DETERMINE FEASIBILITY OF THE PRODUCTS FOR ANY PARTICULAR PURPOSE. THE PURCHASER ACKNOWLEDGES THAT THERE ARE NO WARRANTIES WHICH EXTEND BEYOND THE DESCRIPTION HEREIN. IN NO EVENT SHALL SUNFLEX BE LIABLE FOR CONSEQUENTIAL, INCIDENTAL, OR SPECIAL DAMAGES, AND DAMAGES ARISING OUT OF THE PURCHASE, UNLOADING, HANDLING, AND USE OF ANY PRODUCTS, ALL OF WHICH ARE WAIVED BY PURCHASER AND IN ANY EVENT, DAMAGES HEREUNDER SHALL BE LIMITED TO A MAXIMUM OF THE PURCHASE PRICE. THIS WARRANTY GIVES THE CONSUMER SPECIFIC LEGAL RIGHTS AND THE CONSUMER MAY ALSO HAVE OTHER RIGHTS WHICH MAY VARY FROM STATE TO STATE.

The Purchaser shall inspect and accept or reject acceptance of the Products immediately upon the arrival and shall, within five (5) days after the arrival, give written notice to SUNFLEX of any claim that the Product(s) do not conform with the terms of the order. If the Purchaser shall fail to give such notice, the Product(s) shall be deemed to have been accepted and the Purchaser shall pay for the products in accordance with the terms of the order. The purchaser expressly waives any rights the Purchaser may have to revoke acceptance after such five (5) day period.



TERMS OF SALE

1. Purchase of Products

- A Except to the extent otherwise agreed upon in writing, the terms set forth herein shall govern the sale and delivery of the wall systems described on the reverse side hereof ("Products") by Sunflex Wall Systems LP ("Seller") and purchased by the purchaser named on the reverse side hereof ("Purchaser").
- B All dealings between the parties shall be in writing and no order of Purchaser shall be binding on Seller until approved in writing by Seller.
- C Prices of Products are subject to change without notice, and all references in sales brochures, technical data sheets and offers as to size, weight, and other details of the Products are approximate only. No such term shall be binding on Seller unless expressly incorporated in a purchase order which is approved and accepted by Seller in accordance with the terms hereof.
- D Except as provided in subsection (e) of this Section 1, a purchase contract hereunder shall become effective upon the mailing of a written acceptance of Purchaser's order by Seller.
- E If the terms stated in Purchaser's order are not acceptable to Seller, Seller may amend, delete or alter such terms and submit a counter-offer incorporating such amendments, deletions or alterations to Purchaser, it being understood and agreed that such counter offer shall be deemed accepted by Purchaser and shall become binding on the parties if and in case Seller does not receive notice to the contrary from Purchaser within 3 (three) days after Seller has sent such counter-offer to Purchaser.
- F Purchaser acknowledges that Seller's acceptance of any purchase order is dependent on Seller's prior approval of Purchaser's credit. Purchaser agrees that Seller may demand assurances of Purchaser's ability to pay by requesting such trade or banking references or such other information as deemed adequate by Seller.

2. Delivery

- A Unless expressly agreed upon in writing to the contrary, the terms of delivery are Delivery Duty Paid (DDP) to Purchaser's receiving dock. Seller will use commercially reasonable efforts to make the products available for pick up by Purchaser or delivery within a reasonable time after acceptance of an order from Purchaser.
- B Purchaser bears the risk of loss or destruction of the Products upon and after the first to occur of (i) signed receipt and acceptance of delivery of Products by Purchaser or his agent, (ii) pick-up or acceptance of the Products by Purchaser or its common carrier at Seller's place of business or (iii) the 14th (fourteenth) day after notification from Seller that the Products are ready for pick-up or delivery from the seller's place of business. In the event the Purchaser requests a delay in pick-up or delivery, Purchaser assumes all risk of loss, damage and/or destruction of the Products from the date the Products are ready to be picked up or delivered.
- C Purchaser agrees that it will pick up at Seller's place of business or agree for Seller to ship Products purchased for delivery within 14 (fourteen) days after written notification from Seller that Products are ready to be received by Purchaser. If Purchaser does not pick up or agree to have Seller ship products within 14 (fourteen) days after notification from Seller and/or Seller is required to store the Products due to any delay caused by Purchaser, Purchaser shall reimburse Seller for reasonable storage charges.

- D Seller reserves the right to make the Products available for pick-up and delivery in installments provided that such installments shall not be less than one product unit, unless otherwise expressly stipulated to the contrary in a written document signed by Seller. Delay in delivery of any installment shall not relieve Purchaser of its obligation to accept remaining deliveries.
- E If Purchaser should request any modification of the order after Seller's acceptance, Seller shall have the right to extend the delivery time period as reasonably needed to complete Purchaser's change order.

3. Force Majeure

Notwithstanding anything to the contrary, Seller shall not be liable for any delay or failure to perform hereunder when such failure or delay is, directly or indirectly, caused by, or in any manner arises from fire, floods, accidents, civil unrest, acts of God, war, terrorism, governmental interference or embargoes, strikes, labor difficulties, shortage of labor, fuel, power, materials, or supplies, breakage of machinery or apparatus, transportation delays, or any other cause or causes (whether or not similar in nature to any of those hereinbefore specified) beyond its control.

4. Warranties and Claims

- A Seller warrants that the Products when delivered shall comply with standards and limitations set forth in the Limited Warranty.
- B Purchaser shall within five (5) working days after its receipt of the Products, and in any event no later than thirty (30) days from the shipping date, give written notice to Seller of any claim that the Products do not conform with the terms of the order or have material defects which a casual inspection would disclose. If Purchaser fails to give such notice, the Products shall be deemed to conform to the terms of the order, and Purchaser shall be deemed to have accepted and shall pay for the Products in accordance with the terms of this order. Purchaser expressly waives any right Purchaser may have to revoke acceptance or claim a breach of warranty with respect to such obvious or material defects, a casual inspection should have disclosed after such five-day period.

EXCEPT AS SET FORTH EXPRESSLY IN SELLER'S STANDARD WRITTEN WARRANTY WITH RESPECT TO THOSE ITEMS MANUFACTURED BY SELLER, SELLER MAKES NO REPRESENTATIONS OR WARRANTIES OF ANY KIND, EXPRESS OR IMPLIED, WRITTEN OR ORAL, WITH RESPECT TO THE PRODUCTS, INCLUDING, WITHOUT LIMITATION, ITS MERCHANTABILITY OR FITNESS FOR A PARTICULAR PURPOSE.

PURCHASER ACKNOWLEDGES THAT PURCHASER IS NOT RELYING ON SELLER'S SKILL OR JUDGMENT TO SELECT OR FURNISH PRODUCTS SUITABLE FOR ANY PARTICULAR PURPOSE OR JOB, OR TO DETERMINE THE FEASIBILITY OF THE PRODUCTS FOR ANY PARTICULAR APPLICATIONS. PURCHASER ACKNOWLEDGES THAT THERE ARE NO WARRANTIES WHICH EXTEND BEYOND THE DESCRIPTION HEREIN. NEITHER SELLER NOR ANY OF ITS AFFILIATES SHALL BE LIABLE FOR, AND PURCHASER WAIVES ANY CLAIM AGAINST SELLER AND ITS AFFILIATES FOR, MULTIPLE, INCIDENTAL, SPECIAL OR CONSEQUENTIAL DAMAGES, INCLUDING, BUT NOT LIMITED TO, DAMAGE OR LOSS OF OTHER PROPERTY OR PRODUCTS, LOSS OF PROFITS OR REVENUE, LOSS OF USE OF MACHINERY OR PARTS THEREOF, INABILITY TO PERFORM SPECIFIC PROJECTS, COST OF CAPITAL, INJURIES TO OR DEATH OF PERSONS OR DAMAGE TO PROPERTY OR CLAIMS RESULTING FROM CONTRACTS AND/OR AGREEMENTS BETWEEN PURCHASER, ITS CUSTOMERS AND/OR SUPPLIERS, IN EACH CASE WHICH IN ANY WAY RELATE TO THE PURCHASE OF PRODUCTS BY PURCHASER OR THE USE OF THE PRODUCTS.

5. Prices

- A All prices quoted by Seller are in U.S. funds and shall be on a net basis DDP (Delivered Duty Paid) to Purchaser's receiving dock.
- B All prices quoted by Seller are subject to adjustment due to Purchaser's change orders, if any.
- C Unless otherwise expressly agreed upon in writing, the price quoted includes the cost of packaging, special containers, crating, palletizing, applicable taxes and duties, shipping, insurance or any other cost to provide Products to Purchaser.

6. Payment

- A Unless otherwise expressly agreed upon in writing, payment shall be made in full according to the terms specified on page 1 hereof. Purchaser shall not withhold or reduce payments on account of complaints, claims, or counterclaims not acknowledged and accepted by Seller.

7. Default

- A Purchaser shall be in default (hereinafter .Default.) under this Agreement and Seller may terminate this Agreement and exercise all other remedies in law or in equity if Purchaser: (i) fails to make payment hereunder to Seller when due; or (ii) breaches any other term, provision or condition contained in this Agreement; or (iii) is declared to be in default under any other agreement between Purchaser and Seller, and if in any of the foregoing cases set out in (i), (ii) or (iii), Purchaser fails to cure any said breach or default within 5 (five) days following written notice thereof from Seller.
- B Upon the occurrence of a Default, Seller may elect to exercise any one or more of the following options:
 - i. Seller may hold the Products until such time as Purchaser has paid the respective purchase price and any expenses (including finance charges, returned check fees and interest determined at a rate equal to the lower of eighteen percent (18%) per annum or the maximum rate permitted by applicable law incurred by Seller as a consequence of such default.
 - ii. Seller may sell the Products to a third party and require Purchaser to reimburse Seller for any losses, or expenses associated therewith.
 - iii. Seller may require payment in cash prior to delivery of any Products hereunder.
 - iv. Seller may withhold any Products not delivered to Purchaser at the time of the default.
 - v. Seller may terminate this Agreement.
 - vi. Seller may exercise all other rights hereunder and may seek all other remedies available to it in law or in equity.
- C Purchaser agrees that, in the event any legal action should be deemed necessary by Seller to recover any sums due hereunder or under any promissory note, trade acceptance, or invoice, or, if applicable, to recover possession of the Products, as defined hereinabove, or any proceeds from the sales thereof, there shall be added to the sums due from Purchaser to Seller the costs of collection, including reasonable attorney's fees.
- D When reasonable grounds for insecurity arise with respect to Purchaser's performance, Seller may in writing demand assurance of due performance and until it receives such assurance may suspend any performance for which it has not already received payment.

8. Protection of Trade Secrets and Confidential Information

The parties hereto agree that

- A Except as provided for in subsection (b) of this Section, Purchaser shall not disclose any Trade Secrets or Confidential Information of the other party to any individual or entity not a party to this Agreement.
- B Purchaser may make available Trade Secrets or Confidential Information to its qualified employees, as defined herein after, to the extent that such information must be disclosed to such qualified employees to apply the Trade Secrets or Confidential Information to its intended use. A "qualified employee" shall mean any individual employed by or affiliated with Purchaser who is bound by a valid and fully enforceable confidentiality agreement which contains confidentiality obligations substantially similar to the confidentiality obligations stated herein, prior to disclosure of the Trade Secrets and Confidential Information to such employee.
- C For purposes of this Agreement the following terms shall have the meanings set forth below:
 - i. The term "Trade Secrets" shall mean and include any and all designs, plans, processes, tools, mechanisms, programs or compounds known to only Seller, or to those of its clients and employees to whom they must be confided in order to be applied to the uses intended, some or all of which may arise to the level of being patentable or subject to copyrights, all as further defined under the laws of the State of Florida.
 - ii. The term "Confidential Information" shall mean and include information not rising to the level of Trade Secret and not generally known to or by a business in competition with the Seller or otherwise publicly disseminated by the protected party hereto, the disclosure of which may be beneficial to a competing business or detrimental to Seller.

9. Arbitration

Any controversy or claim arising out of or relating to this Agreement, or the breach hereof, shall be submitted to and be finally resolved by arbitration, to be conducted by the American Arbitration Association (.AAA.), with such arbitration to be held in Atlanta, Georgia in accordance with the AAA.s Commercial Arbitration Rules then in effect. Each party hereby irrevocably agrees that service of process, summons, notices, as other communications related to the arbitration procedures shall be deemed served and accepted by the other party five (5) working days after having been mailed by first class registered mail, return receipt requested, postage prepaid, to the other party, or if actually received by the other party. The arbitration shall be conducted by one arbitrator, as selected by the AAA. Any award or decision rendered in such arbitration shall be final and binding on both parties, and judgment may be entered thereon in any court of competent jurisdiction if necessary. Except as may be provided to the contrary herein, each party hereto shall pay any and all expenses incurred by such party in connection with such arbitration proceeding, unless otherwise determined by the arbitrator.

10. Miscellaneous

- A Purchaser may not assign this contract without the express prior written consent of Seller.
- B Except as otherwise expressly provided in Section 1(e) hereof or in a written document, signed by Seller and Purchaser, this document and attachments and exhibits thereto constitute the entire agreement between Seller and Purchaser with respect to the subject matter herein contained and all prior agreements and communications between Seller and Purchaser, whether oral or written, are superseded by this Agreement.

- C No modification, limitation, waiver or discharge of this Agreement or of any of its terms shall bind Seller unless in writing and signed by a duly authorized employee of Seller. The failure of Seller to insist, in one or more instances, on performance by Purchaser in strict compliance with the terms and conditions hereof shall not be deemed a waiver or relinquishment of any right granted hereunder with respect to any succeeding breach of the same or other provision hereof.
- D All notices required hereunder shall be in writing and sent by first class mail or by telefax or written confirmation to such addresses as stated on the reverse side hereof.
- E This Agreement shall be governed by, and construed, interpreted and enforced under the laws of the State of Florida without giving effect to the conflict of laws principles.
- F In connection with any litigation, including appellate proceedings, arising out of or pertaining to any of the contractual relationships between Seller and Purchaser or the breach thereof, as contemplated herein, all costs and expenses, including reasonable attorneys fees, shall be borne by the losing party or, as the case may be, shall be prorated to properly reflect any partial losing or prevailing of the parties to such litigation.
- G In case any conditions of this Agreement should be or become unenforceable under applicable law, the remaining provisions, stipulations and conditions of this Agreement shall not be affected thereby.



ModernfoldStyles

DISTRIBUTOR:

New York, New Jersey, and greater Philadelphia area

ModernfoldStyles, Inc.

15 Empire Boulevard
South Hackensack, NJ 07606

Main: 201.329.6226

New York: 212.684.4210

Long Island: 516.692.4100

802 King Avenue
Cherry Hill, NJ 08002
Southern NJ / PA: 856.665.1488

www.modernfoldstyles.com