



Model 400 | elevator smoke curtain



ICC Evaluation Service Report ESR-1136



DIMENSIONS

- housing lengths: 55", 64", 73"
- housing height: 10.5"
- housing depth: 9" (plus return)
- return depths: 1/2", 3/4", and 1"

STANDARDS

- UL 1784 "Air Leakage Tests of Door Assemblies" listed by Intertek
- UL 864 "Control Units for Fire Protective Signaling Systems" listed by Intertek

CODE REFERENCES

- 2003 IBC Section 707.14.1
- 2006 IBC Section 707.14.1
- 2009 IBC Section 708.14.1
- 2012 IBC Section 713.14.1
- 2015 IBC Section 3006.1
- NFPA 105 "Installation of Smoke Control Door Assemblies"

System Description. The Smoke Guard system Model 400 (M400) creates a code compliant smoke and draft control assembly when paired with common fire-rated elevator doors. The Smoke Guard screen consists of a reinforced, transparent, polyimide film. The film edge is connected to flexible magnetic strips which adhere to ferrous metal rails as the system deploys creating a tight seal. The M400 uses standard building power. The system may be connected to standby power.

Codes and Standards. The M400 works in conjunction with the already fire-rated elevator doors to exceed the NFPA and IBC requirements for a smoke and draft control assembly. This enables the elevator to open directly onto the corridor.

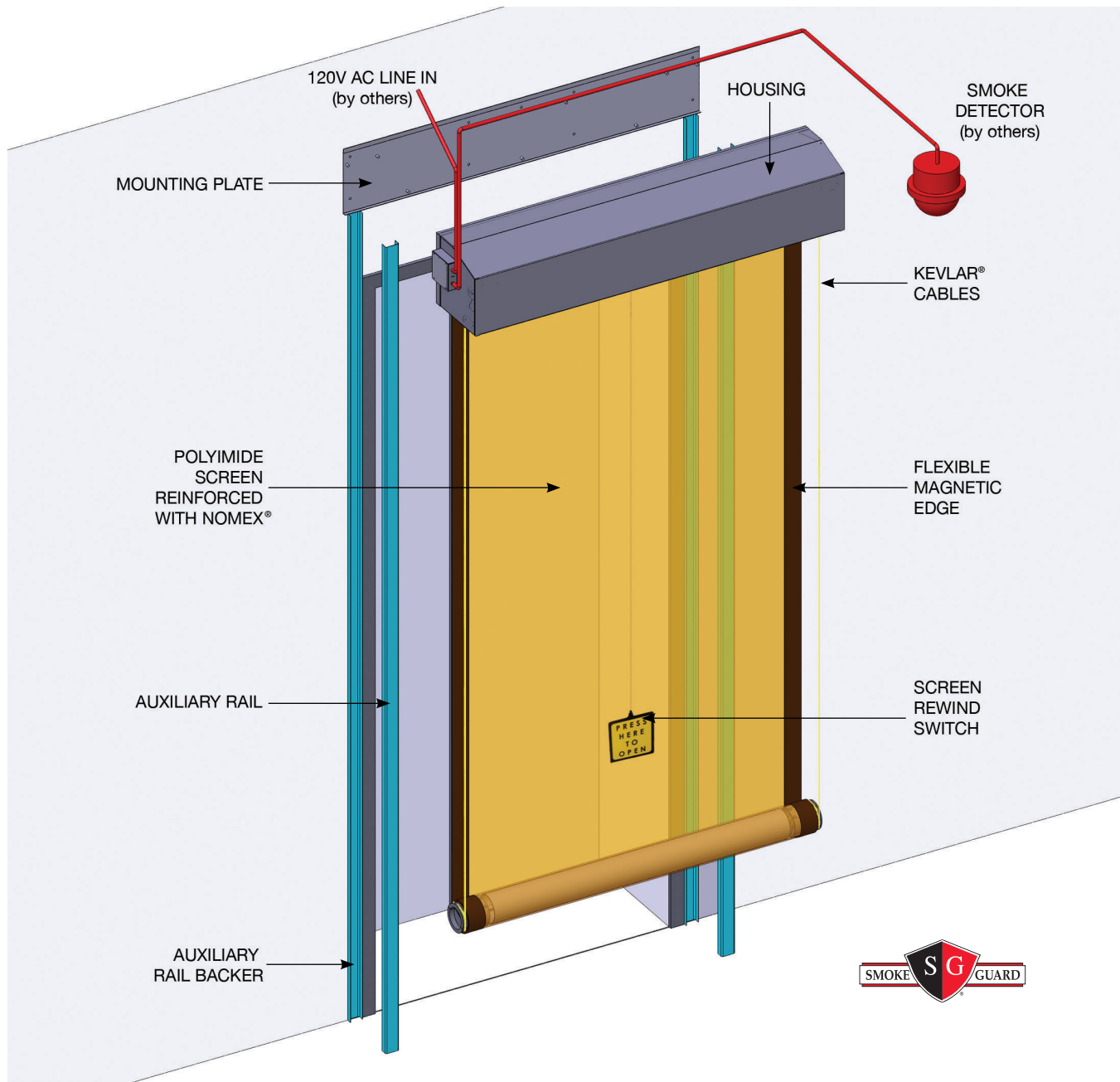
System Operation. The Smoke Guard system is designed to protect elevator openings and shaft from vertical smoke migration. The system will deploy when the smoke detector in front of the elevator opening goes into alarm (or on loss of power to the unit). The system is not designed to deploy on general alarm. As the lobby smoke detector goes into alarm, the elevator will automatically return to the recall floor. If an elevator occupant were to encounter a deployed M400, a screen rewind switch located on both sides of the screen will allow for egress. If smoke is still actively being detected, the screen will then redeploy to seal the opening. If AC power is lost, the Smoke Guard system M400 operates on a fail safe basis, triggering screen deployment. A deployment delay is built into the system to avoid nuisance deploys on brief power outage. As power is restored, the screen will automatically rewind into the housing. This unit features a self-activating housing door closer.

Installation. All Smoke Guard units are installed by factory recognized personnel. There is minimal preparation work. Installation requires a clear, plumb, unobstructed wall surface above the hoistway door, 120v AC power and a smoke detector.



SMOKE GUARD® system

Model 400 | elevator smoke curtain



US PATENTED

Fail Safe Secure. The M400 operates on a fail safe basis. The loss of AC power will trigger screen deployment. There is a deployment delay on power failure built into the system to avoid nuisance deploys on brief power outage. Upon restoration of power the screen will automatically rewind into the housing. The unit also features a self-activating door closer.

Listed Releasing Device. The M400 features a releasing device tested in accordance with the UL 864 standard by Intertek Laboratories.

Rewind Switch. The Smoke Guard system rewind switch may be activated from both sides of the screen. This feature allows elevator occupants to exit from the elevator car using the interior (shaft side) of the switch. The screen will then redeploy after egress, as long as the smoke detector continues to be activated, providing continued smoke protection for the elevator hoistway.



ModernfoldStyles

DISTRIBUTOR:

New York, New Jersey, and greater Philadelphia area

ModernfoldStyles, Inc.

15 Empire Boulevard

South Hackensack, NJ 07606

Main: 201.329.6226

New York: 212.684.4210

Long Island: 516.292.4100

802 King Avenue

Cherry Hill, NJ 08002

Southern NJ / PA: 856.665.1488

www.modernfoldstyles.com